

Scaled data based on original data using
LM-79-08 Approved Method: Electrical and Photometric Measurements of Solid-
State Lighting Products

Test Report Prepared for
Cooper Lighting Solutions
(formerly Eaton)

Brand: McGRAW-EDISON

Report Number: P385502

Luminaire Tested: **GWC-SA1A-740-U-T3-HSS**

Issue Date: 3/3/2020

Test Information

Test Method: LM-79-08
Report Number: P385502
TEST IS SCALED FROM IESNA LM-79-08 TEST DATA (G2-1903-205-15)
Test Lab: INNOVATION CENTER
Issue Date: 3/3/2020
Manufacturer: COOPER LIGHTING SOLUTIONS (FORMERLY EATON)
Product Line: MCGRAW-EDISON
Catalog Number: GWC-SA1A-740-U-T3-HSS
Description: GALLEON WALL LUMINAIRE
(1) 70 CRI, 4000K, 615mA LIGHTSQUARE WITH 16 LEDS AND TYPE III OPTICS
WITH HOUSE SIDE SHIELD
Light Source: -
Ballast/Driver: ELECTRONIC DRIVER

Summary

Lumens per Lamp: N/A
Luminaire Lumens: 3627 lumens
Efficiency: N/A
Efficacy: 106.7 lumens/watt
Luminous Opening: Rectangular (W 0.5' x L: 0.5' x H: 0')
IES Classification: Type III - Short
BUG Rating: B1 - U0 - G1

Input Watts (W): 34
Input Voltage (V): NR
Input Current (A_{in}): NR
Voltage Rise (V): NR
Power Factor: NR
Total Harmonic Distortion (THDi): NR
Frequency (hertz): 60
Stabilization Time: NR
Operation Time: NR
Ambient Temperature (°C): NR
Test Distance: 24 FT

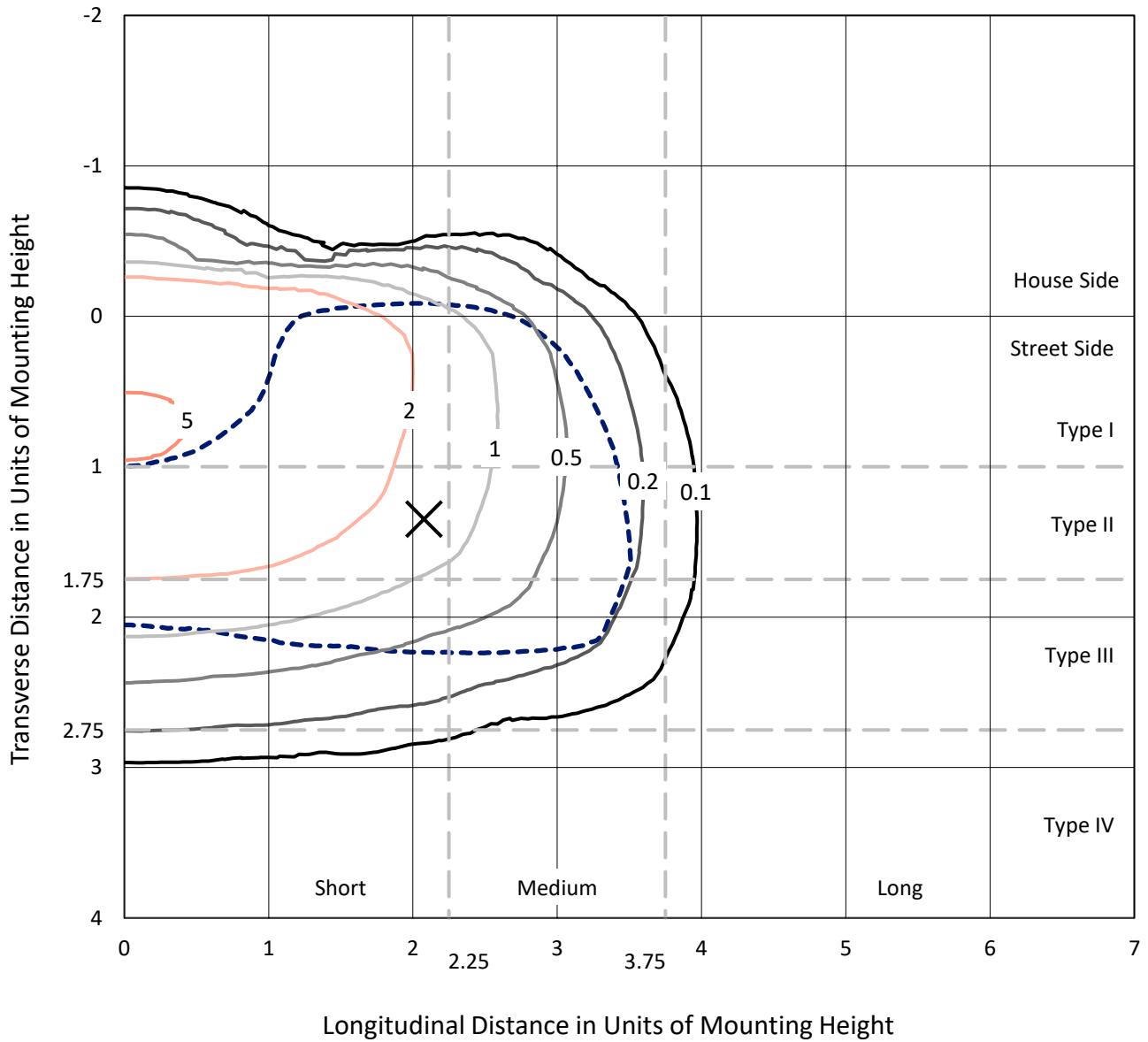


REPORT NUMBER: P385502

CATALOG NUMBER: GWC-SA1A-740-U-T3-HSS

Iso-Footcandle Lines of Horizontal Illumination

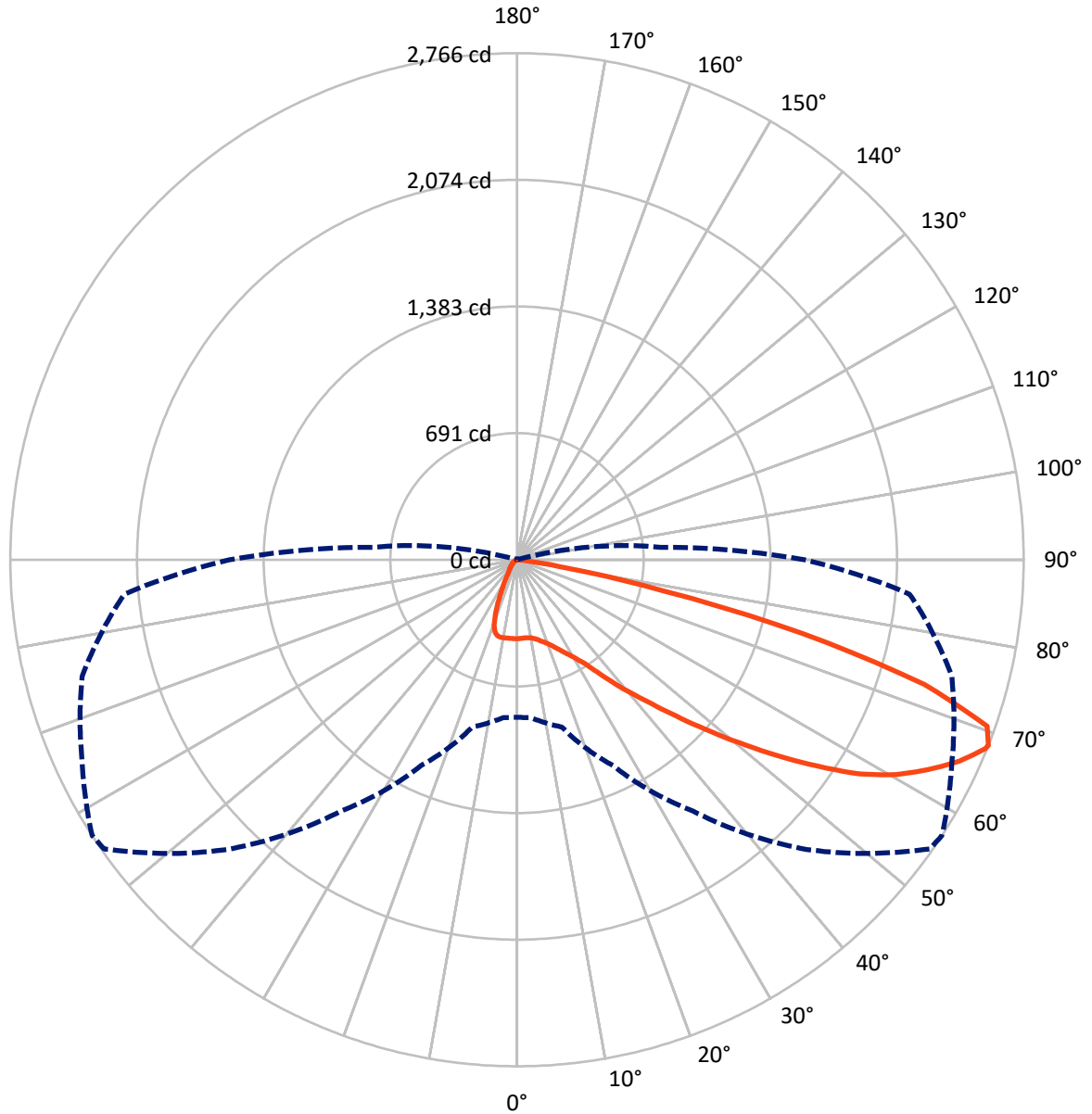
✕ Max cd
 - - - 1/2 Max cd



Based on 10 foot mounting height. Maximum calculated value = 5.6 fc
 Type III - Short - N/A

REPORT NUMBER: P385502
CATALOG NUMBER: GWC-SA1A-740-U-T3-HSS

Luminous Intensity Polar Plot



— Vertical Plane Through 57-Deg Lateral - - - Horizontal Cone Through 68-Deg Vertical

REPORT NUMBER: P385502

CATALOG NUMBER: GWC-SA1A-740-U-T3-HSS

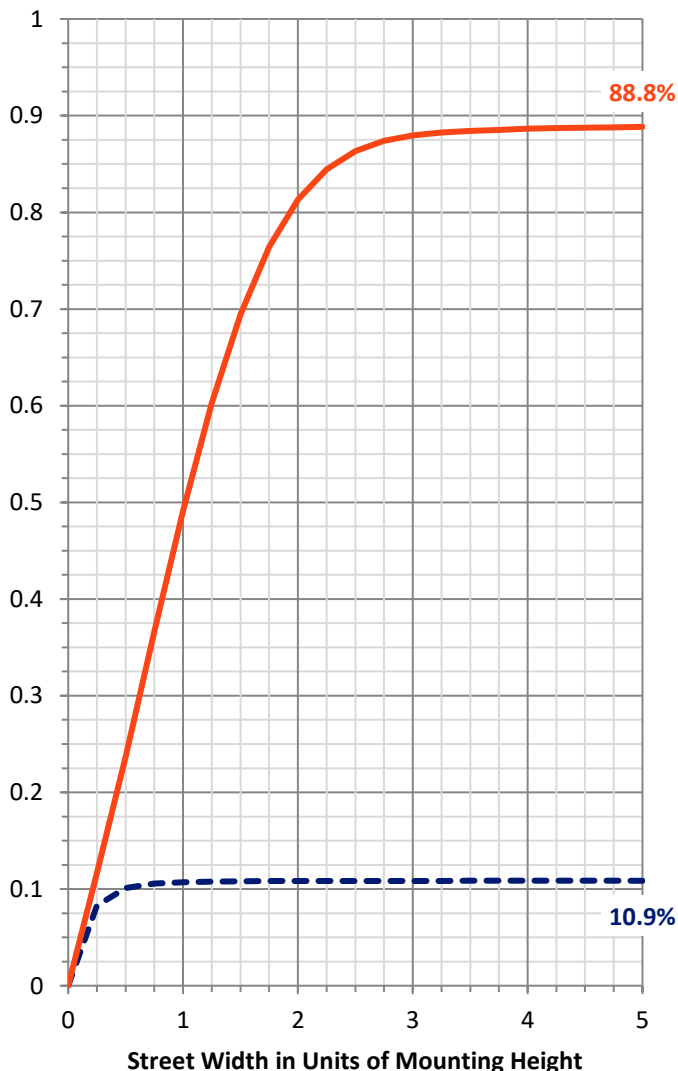
FLUX DISTRIBUTION:

		Downward	Upward	Total
House Side	Lumens	397.7	0.0	397.7
	% Fixture	11.0	0.0	11.0
Street Side	Lumens	3229.3	0.0	3229.3
	% Fixture	89.0	0.0	89.0
Total	Lumens	3627.0	0.0	3627.0
	% Fixture	100.0	0.0	100.0

ZONAL LUMENS:

Zone	Lumens	% Fixture
0°-10°	40.3	1.1
10°-20°	111.8	3.1
20°-30°	192.8	5.3
30°-40°	332.8	9.2
40°-50°	569.2	15.7
50°-60°	910.7	25.1
60°-70°	1052.2	29.0
70°-80°	402.1	11.1
80°-90°	15.1	0.4
90°-100°	0.0	0.0
100°-110°	0.0	0.0
110°-120°	0.0	0.0
120°-130°	0.0	0.0
130°-140°	0.0	0.0
140°-150°	0.0	0.0
150°-160°	0.0	0.0
160°-170°	0.0	0.0
170°-180°	0.0	0.0
0°-90°	3627.0	100.0
0°-180°	3627.0	100.0

Coefficient of Utilization



REPORT NUMBER: P385502

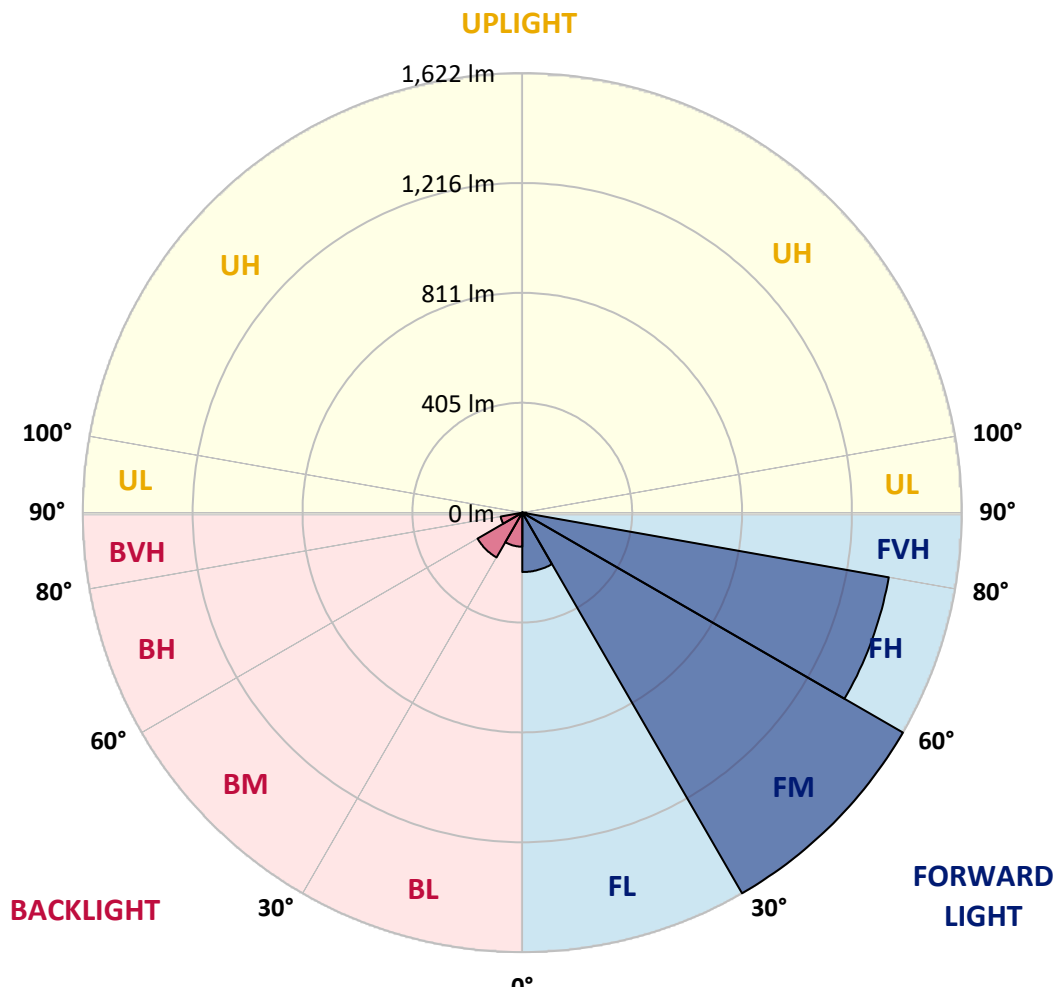
CATALOG NUMBER: GWC-SA1A-740-U-T3-HSS

LUMINAIRE CLASSIFICATION SYSTEM LUMEN TABLE AND BUG RATING:

Zone	Lumens	% Fixture	Zone Rating/Lumen Limit		
			B	U	G
FL (0°-30°)	219.2	6.0			
FM (30°-60°)	1622.0	44.7			
FH (60°-80°)	1373.3	37.9			G1/1800
FVH (80°-90°)	14.8	0.4			G1/100
BL (0°-30°)	125.7	3.5	B1/500		
BM (30°-60°)	190.8	5.3	B0/220		
BH (60°-80°)	81.0	2.2	B0/110		G0/110
BVH (80°-90°)	0.3	0.0			G0/10
UL (90°-100°)	0.0	0.0		U0/0	
UH (100°-180°)	0.0	0.0		U0/0	

BUG Rating: B1-U0-G1

Type III Short





REPORT NUMBER: P385502
 CATALOG NUMBER: GWC-SA1A-740-U-T3-HSS

CANDELA DISTRIBUTION (FULL):

	0°	5°	15°	25°	35°	45°	55°	57°	65°	75°	85°
0°	431.0	431.0	431.0	431.0	431.0	431.0	431.0	431.0	431.0	431.0	431.0
2.5°	420.9	422.8	424.1	425.0	426.0	428.2	428.9	430.0	430.5	430.5	431.7
5°	404.2	406.3	409.2	411.6	416.4	422.6	427.0	428.8	431.8	434.6	436.1
7.5°	388.8	391.2	394.6	400.3	408.5	418.5	427.7	430.1	436.1	442.0	444.9
10°	378.8	380.7	385.2	393.3	404.1	417.9	431.0	433.9	444.2	454.0	459.5
12.5°	375.4	377.1	381.8	390.9	404.2	420.5	438.5	442.8	457.9	472.1	479.9
15°	380.4	380.7	385.7	394.3	407.5	426.9	451.0	456.2	475.2	493.8	503.4
17.5°	399.6	398.1	400.6	404.4	414.9	435.3	464.3	472.0	497.4	519.1	528.2
20°	447.6	447.6	441.8	431.5	431.7	448.3	482.1	490.8	521.9	547.1	555.3
22.5°	529.8	528.2	516.6	491.4	468.2	470.8	503.9	515.2	551.4	578.3	581.0
25°	628.6	626.7	608.7	573.2	533.0	507.1	533.4	546.4	586.5	610.4	604.7
27.5°	733.2	731.6	713.8	669.7	612.6	565.1	568.5	580.9	622.4	645.9	627.9
30°	834.5	835.0	817.4	772.1	707.4	639.0	613.1	620.3	657.2	681.0	655.3
32.5°	930.9	931.6	916.3	865.7	805.4	724.9	674.9	673.0	697.7	721.2	691.7
35°	1016.8	1018.5	1008.1	968.8	904.8	820.6	754.9	750.5	755.1	781.7	747.4
37.5°	1099.7	1100.7	1092.8	1059.7	1006.2	925.8	856.1	849.8	839.8	860.3	821.0
40°	1190.4	1187.8	1178.7	1148.7	1102.8	1041.9	964.9	953.9	936.6	954.7	917.7
42.5°	1274.8	1271.9	1273.4	1239.4	1200.7	1161.2	1091.6	1072.7	1062.6	1083.5	1036.4
45°	1380.2	1378.7	1383.8	1354.3	1323.0	1294.3	1236.9	1216.3	1211.8	1236.4	1179.9
47.5°	1484.3	1488.1	1504.1	1491.5	1478.9	1453.6	1390.7	1381.4	1384.2	1413.9	1331.4
50°	1571.1	1575.6	1619.3	1633.7	1652.1	1637.3	1574.2	1568.6	1579.4	1606.1	1494.3
52.5°	1633.9	1643.0	1697.4	1763.7	1830.6	1840.6	1777.6	1772.5	1787.0	1791.2	1620.2
55°	1677.5	1685.5	1747.1	1868.5	2004.7	2047.6	2008.5	1988.6	1985.8	1945.2	1752.6
57.5°	1685.2	1684.3	1772.8	1936.3	2141.2	2251.8	2227.1	2207.6	2151.3	2087.5	1904.4
60°	1641.6	1646.6	1749.3	1959.7	2226.9	2406.3	2408.2	2382.8	2295.2	2225.9	2051.5
62.5°	1507.5	1527.7	1631.5	1898.2	2225.9	2468.6	2541.0	2521.6	2416.8	2339.3	2200.7
65°	1290.0	1297.2	1396.2	1687.2	2075.5	2442.5	2660.5	2653.3	2526.4	2449.4	2277.4
67.5°	942.1	926.5	1030.4	1328.6	1757.2	2290.6	2746.3	2755.3	2610.9	2472.0	2195.7
68°	859.7	864.4	945.3	1240.0	1673.9	2236.9	2751.9	2765.8	2619.3	2457.3	2151.1
70°	512.4	521.4	593.6	853.7	1273.4	1933.2	2690.9	2722.6	2569.3	2305.2	1860.6
72.5°	130.9	141.5	209.7	382.1	727.3	1362.1	2271.5	2325.2	2230.7	1870.1	1256.1
75°	53.9	56.6	74.9	125.9	271.0	613.6	1497.2	1612.1	1546.4	1119.6	567.7
77.5°	37.2	39.1	48.2	69.8	117.3	208.0	734.0	817.0	736.1	382.1	123.8
80°	26.8	28.3	34.5	46.5	67.4	74.3	239.2	276.6	219.7	83.9	30.7
82.5°	15.9	17.2	25.7	33.1	41.0	35.5	59.5	67.6	63.6	41.7	13.7
85°	7.9	9.3	17.3	23.7	22.1	14.9	18.2	20.2	25.0	25.4	7.4
87.5°	0.5	1.0	10.1	14.2	6.2	3.4	5.3	6.5	8.9	12.5	3.1
90°	0.0	0.0	0.0	0.0	0.0	0.0	0.0	0.0	0.0	0.0	0.0



REPORT NUMBER: P385502
 CATALOG NUMBER: GWC-SA1A-740-U-T3-HSS

CANDELA DISTRIBUTION (continued):

	90°	95°	105°	115°	125°	135°	145°	155°	165°	175°	180°
0°	431.0	431.0	431.0	431.0	431.0	431.0	431.0	431.0	431.0	431.0	431.0
2.5°	432.2	432.4	431.2	430.6	431.0	428.9	428.1	428.4	428.4	428.9	428.1
5°	436.5	436.5	434.4	431.7	430.1	426.2	423.6	422.9	422.4	422.1	421.4
7.5°	445.7	444.7	441.1	435.1	430.0	421.4	414.9	411.4	409.7	409.0	408.5
10°	460.7	458.8	452.8	441.6	429.8	414.5	400.3	390.2	381.8	378.3	376.3
12.5°	480.7	478.0	467.9	449.3	428.6	400.5	369.6	339.9	312.3	301.0	295.3
15°	503.9	499.9	484.0	455.9	421.6	368.7	301.7	249.7	211.5	197.1	190.9
17.5°	527.4	522.2	498.0	460.0	400.5	303.0	211.6	159.8	134.3	127.4	125.0
20°	551.0	543.5	510.2	456.9	352.8	218.5	139.6	116.8	109.4	107.4	106.7
22.5°	573.5	561.8	521.2	444.9	279.4	146.6	110.4	103.2	100.8	99.6	99.3
25°	593.1	576.8	530.8	407.8	197.7	110.8	99.5	97.1	94.0	91.8	91.9
27.5°	611.4	591.7	536.6	346.8	131.9	94.7	92.1	88.8	83.2	79.9	79.9
30°	633.5	611.6	540.9	266.9	97.1	83.7	81.6	76.7	68.9	64.7	64.7
32.5°	666.8	641.8	538.2	187.3	80.4	73.6	68.8	61.9	53.5	49.4	49.2
35°	717.7	688.4	518.6	122.8	71.0	64.0	56.3	47.8	40.5	37.0	36.9
37.5°	786.3	750.8	474.7	87.8	63.6	55.1	45.8	36.5	31.0	28.8	28.6
40°	875.3	823.4	411.9	71.2	56.8	46.5	35.3	28.3	24.5	22.8	23.0
42.5°	982.2	901.1	336.7	61.4	50.1	38.2	27.6	22.3	19.9	18.7	18.4
45°	1100.9	977.7	257.8	54.7	43.4	30.9	21.6	17.7	15.8	15.1	15.1
47.5°	1231.4	1052.3	188.7	48.9	36.2	23.8	17.3	14.4	12.9	12.3	12.2
50°	1349.9	1104.1	136.0	42.7	29.7	18.9	14.1	12.0	11.0	10.3	10.3
52.5°	1448.7	1120.4	100.2	36.0	24.0	15.1	11.7	10.3	9.3	8.7	8.7
55°	1535.6	1113.7	74.4	29.7	19.4	12.3	9.9	8.7	7.9	7.4	7.4
57.5°	1619.0	1092.1	55.6	24.2	15.6	9.9	8.4	7.4	6.5	6.2	6.2
60°	1687.1	1056.1	41.3	19.6	12.5	8.1	7.0	6.0	5.3	4.8	4.8
62.5°	1742.3	1016.3	30.4	16.1	9.9	6.3	5.5	5.0	3.9	3.4	3.4
65°	1742.6	950.3	22.8	13.4	7.7	5.0	4.1	3.9	2.6	2.1	1.9
67.5°	1616.6	819.3	17.5	11.5	6.0	3.8	3.1	3.3	1.4	0.9	0.7
68°	1570.8	786.0	16.5	11.3	5.7	3.6	2.9	3.3	1.2	0.7	0.5
70°	1324.3	625.3	13.2	11.0	5.0	2.7	2.4	3.3	1.0	0.5	0.3
72.5°	847.0	362.9	9.8	8.7	3.8	2.1	1.5	2.9	1.0	0.3	0.2
75°	360.5	112.5	6.7	6.2	2.2	1.5	1.0	1.9	0.7	0.2	0.0
77.5°	76.0	25.4	3.9	3.8	1.5	1.0	0.7	0.5	0.2	0.0	0.0
80°	19.6	7.4	2.1	1.9	0.9	0.5	0.3	0.0	0.0	0.0	0.0
82.5°	6.2	2.9	1.2	0.9	0.3	0.0	0.0	0.0	0.0	0.0	0.0
85°	3.1	1.7	0.7	0.3	0.0	0.0	0.0	0.0	0.0	0.0	0.0
87.5°	1.7	0.5	0.2	0.0	0.0	0.0	0.0	0.0	0.0	0.0	0.0
90°	0.0	0.0	0.0	0.0	0.0	0.0	0.0	0.0	0.0	0.0	0.0

Signify Classified - Internal
Cooper Lighting Solutions Photometric Lab
1121 Highway 74 South
Peachtree City, GA 30269

Scaled Data Report



Report Generated By 670245982

Signify Classified - Internal
Cooper Lighting Solutions Photometric Lab
1121 Highway 74 South
Peachtree City, GA 30269

Scaled Data Report



Signify Classified - Internal
Cooper Lighting Solutions Photometric Lab
1121 Highway 74 South
Peachtree City, GA 30269

Scaled Data Report



Signify Classified - Internal
Cooper Lighting Solutions Photometric Lab
1121 Highway 74 South
Peachtree City, GA 30269

Scaled Data Report



Signify Classified - Internal
Cooper Lighting Solutions Photometric Lab
1121 Highway 74 South
Peachtree City, GA 30269

Scaled Data Report



--- HS — SS

Signify Classified - Internal
Cooper Lighting Solutions Photometric Lab
1121 Highway 74 South
Peachtree City, GA 30269

Scaled Data Report



u

Signify Classified - Internal
Cooper Lighting Solutions Photometric Lab
1121 Highway 74 South
Peachtree City, GA 30269

Scaled Data Report



Signify Classified - Internal
Cooper Lighting Solutions Photometric Lab
1121 Highway 74 South
Peachtree City, GA 30269

Scaled Data Report



(END OF REPORT)